
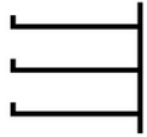


Assembly Instructions

What's in the box



2L Metal Frame x 2



3L Metal Frame x 2



Metal Support Bars x 3



Brand Board x 1



Castor Wheels x 4

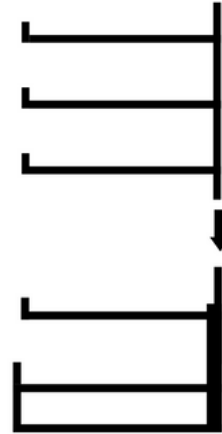


Bolts x 14



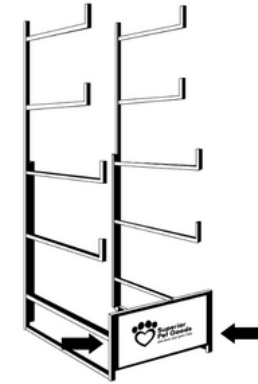
Allen Key x 1

1



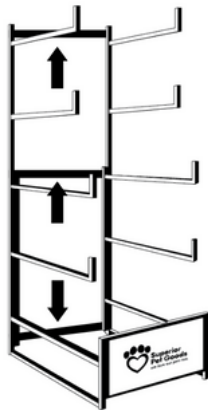
Attach the 3L frame to the 2L frame (x2), insert bolts in pre-drilled holes and tighten with allen key

2



Attach the brand board to the metal frames, insert bolts in pre-drilled holes and tighten with allen key

3



Attach the metal support bars, insert bolts in pre-drilled holes and tighten with allen key

4



Attach the 4 castor wheels to the base of the frame.

5



Slide display baskets into place and merchandise. Place no more than 5 beds on each tier.